

In the summer of 2010, South Carolina Equality conducted a statewide survey of the LGBT community and asked them to tell us about themselves, how they live and the issues most important in their lives. We asked them to define themselves and share their experiences about their families, careers, society and spirituality.

*"I feel very protective of my family due to past discrimination and the potential loss of career and home. I feel totally unheard and isolated in our state."*

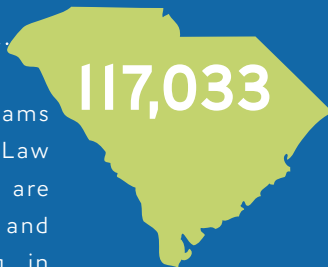
- Lesbian from Aiken County



*"I will finish school in SC, but am treated so poorly as a gay man, that upon graduation I will find another state in which to live and work."*

- Gay man from Pickens County

In June 2008, The Williams Institute at UCLA Law School estimates there are 117,033 gay, lesbian and bisexual people living in South Carolina.



SC Equality is a statewide non-profit that educates, advocates and works toward equal protections for South Carolina's lesbian, gay, bisexual and transgender (LGBT) community members. As members of the community at-large, we are your neighbors, friends and co-workers.



Thank you to the members of South Carolina's LGBT community who shared their photos with us.

P.O. Box 544 / Columbia, SC 29202

P / 803-256-6500 F / 866-532-1223

[www.scequality.org](http://www.scequality.org)



A SURVEY OF  
SOUTH CAROLINA'S  
.....  
LESBIAN  
.....  
GAY  
.....  
BISEXUAL  
.....  
AND  
.....  
TRANSGENDER  
.....  
COMMUNITY

2010

Distributed both online and in writing, the survey had more than **1,000** respondents who live in **44** of South Carolina's **46** counties. Seven in 10 respondents have lived in South Carolina more than 10 years and five in 10 have lived here for more than 20 years. **51.2%** identify as gay, **31.2%** identify as lesbian, **11.3%** identify as bisexual and **1.8%** identify as transgender.



## FAMILY

Family life and recognition of relationships are important to South Carolina's LGBT community. **55%** of survey respondents are in committed, monogamous relationships. Nearly **20%** have been or are currently in heterosexual marriages. **23%** are parents and **31%** of transgender South Carolinians are parents.

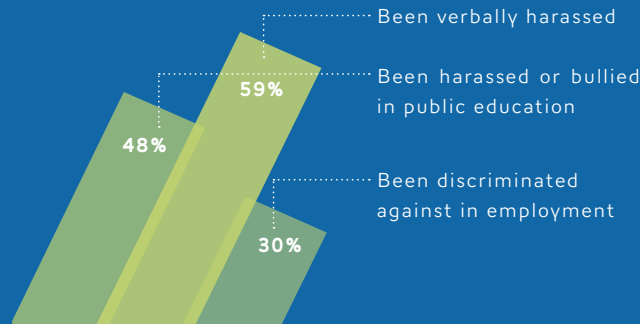
*"Refusing to grant rights to our families leaves us vulnerable every time there is a death, a hospitalization, or a need for insurance, not to mention the basic rights like employment and housing."*

- Gay man from Lexington



## IN OUR COMMUNITY

DO YOU BELIEVE YOU HAVE EVER...  
...DUE TO YOUR **SEXUAL ORIENTATION**  
OR **GENDER IDENTITY**?



Only **50%** of respondents say they are open about identifying as LGBT with family and **57%** are not very open at work. Survey results shed light on some reasons why. **56%** experienced homophobia, transphobia or harassment on the street and **55%** experienced homophobia, transphobia or harassment in a public establishment.

Despite South Carolina's economic hardships, LGBT South Carolinians are highly philanthropic. **56%** donated money or goods to non-profit organizations. **49%** donated volunteer time and **21.6%** served on a committee or non-profit board. **12%** of transgender people have served on a committee or board.

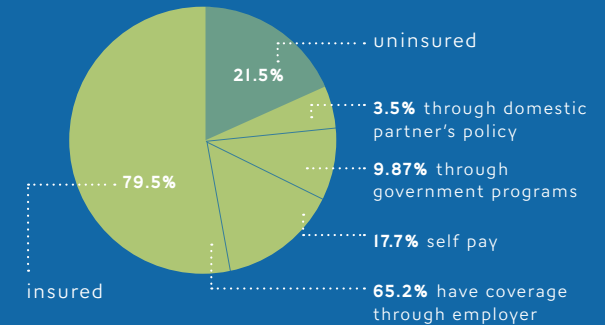
*"I am a transgender woman and have come out recently. I was born and raised in South Carolina and I love this state. I wish that the state would enact a law of anti-discrimination against transgender people. This is my home, too."*

- Transgender woman from Horry County

## AT WORK

Employment discrimination remains a very real threat to the LGBT community. **30%** of respondents have experienced employment discrimination. Among respondents who were not hired, missed a promotion or fired because of their sexual orientation, **78%** reported it to no one. Only **13%** of those individuals reported it to a human resources department and only **3.5%** reported it to the SC Human Affairs Commission.

## INSURANCE



## FAITH

LGBT South Carolinians practice all major faiths, with nearly **86%** having been raised Protestant. **64%** attend church at least a few times per year. **26%** indicated their congregation was relatively inclusive of LGBT parishioners, but **52%** stated their church was **NOT** inclusive of the LGBT community.